






















PRICELIST 2022:1









VALID FROM 1 FEBRUARY 2022
SEK - EUR


**HIGH
END**

BY SWEDSTYLE










| PRODUCT | FRAME WIDTH | COLOURS | ART.NO | SEK | EUR |
|---|-----------------------|---------|-----------------|-------|-----|
| HIGH-END | | | | | |
|  <p>Pentagon Industry 615 - 1275 mm</p> | 1600 x 800 mm (W x D) | Raw | 56600012G-1 | 9 850 | 975 |
|  <p>Pentagon Industry Frame Excluding table top 590 - 1250 mm</p> | 1150 - 1740 mm | Raw | 56600012G | 6 500 | 644 |
|  <p>Pentagon Industry Leg Steel</p> | | Raw | 56600012B-3 | 1 850 | 183 |
|  <p>Industry Bracket</p> | | Raw | 56600012B-2 | 950 | 94 |
|  <p>Industry Side Bracket - R Right</p> | | Raw | STAGINDUSTRYB-H | 225 | 22 |
|  <p>Industry Side Bracket - L Left</p> | | Raw | STAGINDUSTRYB-V | 225 | 22 |
|  <p>Triangle Industry 615 - 1275 mm</p> | 1600 x 800 mm (W x D) | Raw | 56600112G-1 | 9 500 | 941 |
|  <p>Triangle Industry Frame Excluding table top 590 - 1250 mm</p> | 1150 - 1740 mm | Raw | 56600112G | 6 500 | 644 |
|  <p>Triangle Industry Leg Steel</p> | | Raw | 56600112B-3 | 1 750 | 173 |
|  <p>Industry Side Bracket - R Right</p> | | Raw | STAGINDUSTRYB-H | 225 | 22 |
|  <p>Industry Side Bracket - L Left</p> | | Raw | STAGINDUSTRYB-V | 225 | 22 |



| PRODUCT | | FRAME WIDTH | COLOURS | ART.NO | SEK | EUR |
|---|---|----------------------|----------------------------|------------|--------|-------|
| HIGH-END | | | | | | |
|  | Tetra Work 680 - 1180 mm | 800 x 1600 mm | Black | 512115-1 | 15 450 | 1 530 |
| | | | White | 512116-1 | 15 450 | 1 530 |
|  | Mobile One Q 690 - 1190 mm | 800 x 700 mm (W x D) | White | 514065E | 8 450 | 837 |
| | | | Black | 514045E | 8 450 | 837 |
|  | Mobile One Q Frame Excluding Table top 670 - 1170 mm | 760 x 520 mm (W x D) | White | 514065E | 5 150 | 510 |
| | | | Black | 514045E | 5 150 | 510 |
|  | Mobile One A 685 - 1185 mm | 800 x 700 mm (W x D) | White | 514165E | 6 954 | 689 |
| | | | Black | 514145E | 6 954 | 689 |
|  | Mobile One A Frame Excluding Table top 665 - 1165 mm | 768 x 554 mm (W x D) | White | 514165E | 4 450 | 441 |
| | | | Black | 514145E | 4 450 | 441 |
|  | Compact Work M 720 - 1200 mm | 780 x 580 mm (W x D) | White | 514116-1G | 3 550 | 351 |
| | | | Black | 514115-1G | 3 550 | 351 |
|  | Compact Work M Frame Excluding Table top 700 - 1180 mm | 769 x 556 mm (W x D) | White | 514116G | 2 780 | 275 |
| | | | Black | 514115G | 2 780 | 275 |
|  | Compact Work C With table top 720 - 1220 mm | 780 x 580 mm (W x D) | White | 514116C-1G | 3 150 | 312 |
| | | | Black | 514115C-1G | 3 150 | 312 |
|  | Compact Work C Frame Excluding Table top 700 - 1200 mm | 769 x 556 mm (W x D) | White | 514116C-G | 2 460 | 244 |
| | | | Black | 514115C-G | 2 460 | 244 |
|  | Cable Tray Textile Home Office | | Light gray/ white hooks | 514120E | 220 | 22 |
| | | | Light gray/ black hooks | 514121E | 220 | 22 |

| PRODUCT | | FRAME WIDTH | COLOURS | ART.NO | SEK | EUR |
|---|--------------------------------------|----------------|---------|-------------|--------|-------|
| HIGH-END | | | | | | |
|  | Tetra Rectangle 2100 | 2100 x 1100 mm | Black | 56200145G-1 | 17 800 | 1 762 |
| | 680 - 1180 mm | | White | 56200165G-1 | 17 800 | 1 762 |
|  | Tetra Rectangle 2100 Frame | 2090 x 1090 mm | Black | 56200145G | 13 500 | 1 337 |
| | 655 - 1155 mm Excluding Table top | | White | 56200165G | 13 500 | 1 337 |
|  | Tetra Rectangle 2800 | 2800 x 1100 mm | Black | 56200245G-1 | 22 000 | 2 178 |
| | 680 - 1180 mm | | White | 56200265G-1 | 22 000 | 2 178 |
|  | Tetra Rectangle 2800 Frame | 2790 x 1090 mm | Black | 56200245G | 14 500 | 1 436 |
| | 655 - 1155 mm Excluding Table top | | White | 56200265G | 14 500 | 1 436 |
|  | Tetra Rectangle 3500 | 3500 x 1100 mm | Black | 56200345G-1 | 23 500 | 2 327 |
| | 680 - 1180 mm | | White | 56200365G-1 | 23 500 | 2 327 |
|  | Tetra Rectangle 3500 Frame | 3490 x 1090 mm | Black | 56200345G | 16 000 | 1 584 |
| | 655 - 1155 mm Excluding Table top | | White | 56200365G | 16 000 | 1 584 |
|  | Tetra Square 1100 | 1100 x 1100 mm | Black | 56200045G-1 | 15 500 | 1 535 |
| | 680 - 1180 mm | | White | 56200065G-1 | 15 500 | 1 535 |
|  | Tetra Square 1100 Frame | 1090 x 1090 mm | Black | 56200045G | 13 000 | 1 287 |
| | 655 - 1155 mm Excluding Table top | | White | 56200065G | 13 000 | 1 287 |

| PRODUCT | FRAME WIDTH | COLOURS | ART.NO | SEK | EUR | |
|---|--|--|----------------------------------|----------------------------------|------------------------|------------------|
| HIGH-END | | | | | | |
|  | Plectrum 1400 680 - 1180 mm | ø1400 mm | Black White | 56100045G-1 56100065G-1 | 18 150 18 150 | 1 797 1 797 |
| | | Plectrum 1400 Frame 655 - 1155 mm Excluding Table top | ø1220 mm | Black White | 56100045G 56100065G | 10 050 10 050 |
|  | Plectrum 1650 680 - 1180 mm | ø1650 mm | Black White | 56100145G-1 56100165G-1 | 19 000 19 000 | 1 881 1 881 |
| | | Plectrum 1650 Frame 655 - 1155 mm Excluding Table top | ø1490 mm | Black White | 56100145G 56100165G | 11 200 11 200 |
|  | Wagon Table 2800 725 - 1225 mm | 2770 x 1500 mm | Black RAL 9005 White RAL 9016 | 56300040G-1 56300025G-1 | 25 350 25 350 | 2 510 2 510 |
| | | Wagon Table 2800 Frame 700 - 1200 mm | 2190 x 1090 mm | Black RAL 9005 White RAL 9016 | 56300040G 56300025G | 15 000 15 000 |
|  | Wagon Table 3500 725 - 1225 mm | 3500 x 1600 mm | Black RAL 9005 White RAL 9016 | 56300140G-1 56300125G-1 | 32 500 32 500 | 3 218 3 218 |
| | | Wagon Table 3500 Frame 700 - 1200 mm | 2890 x 1090 mm | Black RAL 9005 White RAL 9016 | 56300140G 56300125G | 17 000 17 000 |
|  | Wagon Extension Leg | | Black RAL 9005 White RAL 9016 | 56300025B-2 56300040B-2 | 675 675 | 67 67 |
| | | Wagon Wheel | | Black RAL 9005 White RAL 9016 | 504335 504336 | 4 100 4 100 |

| PRODUCT | FRAME WIDTH | COLOURS | ART.NO | SEK | EUR | |
|---|------------------------------------|----------------|----------------|-------------|--------|-------|
| HIGH-END | | | | | | |
|  | Narrow-Wide Down 2315 | 2315 x 1215 mm | Black RAL 9005 | 56400040G-1 | 14 550 | 1 441 |
| | 680 - 1180 mm | | White RAL 9016 | 56400025G-1 | 14 550 | 1 441 |
|  | Narrow-Wide Down 2315 Frame | 2190 x 1090 mm | Black RAL 9005 | 56400040G | 9 850 | 975 |
| | 655 - 1155 mm | | White RAL 9016 | 56400025G | 9 850 | 975 |
|  | Narrow-Wide Down 3015 | 3015 x 1215 mm | Black RAL 9005 | 56400140G-1 | 18 800 | 1 861 |
| | 680 - 1180 mm | | White RAL 9016 | 56400125G-1 | 18 800 | 1 861 |
|  | Narrow-Wide Down 3015 Frame | 2890 x 1090 mm | Black RAL 9005 | 56400140G | 11 100 | 1 099 |
| | 655 - 1155 mm | | White RAL 9016 | 56400125G | 11 100 | 1 099 |
|  | Narrow-Wide Down 3715 | 3715 x 1215 mm | Black RAL 9005 | 56400240G-1 | 20 500 | 2 030 |
| | 680 - 1180 mm | | White RAL 9016 | 56400225G-1 | 20 500 | 2 030 |
|  | Narrow-Wide Down 3715 Frame | 3590 x 1090 mm | Black RAL 9005 | 56400240G | 12 500 | 1 238 |
| | 655 - 1155 mm | | White RAL 9016 | 56400225G | 12 500 | 1 238 |
|  | Narrow-Wide Up 2315 | 2315 x 1215 mm | Black RAL 9005 | 56500040G-1 | 14 550 | 1 441 |
| | 680 - 1180 mm | | White RAL 9016 | 56500025G-1 | 14 550 | 1 441 |
|  | Narrow-Wide Up 2315 Frame | 2190 x 1090 mm | Black RAL 9005 | 56500040G | 9 850 | 975 |
| | 655 - 1155 mm | | White RAL 9016 | 56500025G | 9 850 | 975 |
|  | Narrow-Wide Up 3015 | 3015 x 1215 mm | Black RAL 9005 | 56500140G-1 | 18 800 | 1 861 |
| | 680 - 1180 mm | | White RAL 9016 | 56500125G-1 | 18 800 | 1 861 |
|  | Narrow-Wide Up 3015 Frame | 2890 x 1090 mm | Black RAL 9005 | 56500140G | 11 100 | 1 099 |
| | 655 - 1155 mm | | White RAL 9016 | 56500125G | 11 100 | 1 099 |
|  | Narrow-Wide Up 3715 | 3715 x 1215 mm | Black RAL 9005 | 56500240G-1 | 20 500 | 2 030 |
| | 680 - 1180 mm | | White RAL 9016 | 56500225G-1 | 20 500 | 2 030 |
|  | Narrow-Wide Up 3715 Frame | 3590 x 1090 mm | Black RAL 9005 | 56500240G | 12 500 | 1 238 |
| | 655 - 1155 mm | | White RAL 9016 | 56500225G | 12 500 | 1 238 |

| PRODUCT | FRAME WIDTH | COLOURS | ART.NO | SEK | EUR |
|---|--|---------|-----------|-----|-----|
| HIGH-END | | | | | |
|  | Swedstyle Cable Tray Conference 400 | Black | 50520145B | 740 | 73 |
| | | White | 50520165B | 740 | 73 |
|  | Swedstyle Cable Tray Conference 800 | Black | 50520045B | 920 | 91 |
| | | White | 50520065B | 920 | 91 |
|  | Swedstyle Creative Surface 260/80 | Black | 50520245B | 170 | 17 |
| | | White | 50520265B | 170 | 17 |
|  | Swedstyle Creative Surface 260/220 | Black | 50520345B | 170 | 17 |
| | | White | 50520365B | 170 | 17 |
|  | Swedstyle Creative Surface 260 | Black | 50520445B | 170 | 17 |
| | | White | 50520465B | 170 | 17 |
|  | Swedstyle Creative Surface 780/80x2 | Black | 50520545B | 400 | 40 |
| | | White | 50520565B | 400 | 40 |
|  | Swedstyle Creative Surface 780/220 | Black | 50520645B | 400 | 40 |
| | | White | 50520665B | 400 | 40 |
|  | Swedstyle Creative Surface 780 | Black | 50520745B | 400 | 40 |
| | | White | 50520765B | 400 | 40 |
|  | Swedstyle Side Cover Conference | Black | 50520845B | 190 | 19 |
| | | White | 50520865B | 190 | 19 |

| PRODUCT | | FRAME WIDTH | COLOURS | ART.NO | SEK | EUR |
|--|----------------------------------|--------------------------|-----------------|---------|-------|-----|
| HIGH-END | | | | | | |
|  | Single Pedestal Table 700 | Table top ø700 mm | Silver RAL 9006 | 5031286 | 4 850 | 480 |
| | 620 - 1070 mm | | Black RAL 9005 | 5031256 | 4 850 | 480 |
| | Lever | | White RAL 9016 | 5031266 | 4 850 | 480 |
|  | Single Pedestal 540 | 540 x 540 mm | Silver RAL 9006 | 503128 | 2 775 | 275 |
| | 600 - 1050 mm | | Black RAL 9005 | 503125 | 2 775 | 275 |
| | Lever | | White RAL 9016 | 503126 | 2 775 | 275 |
|  | Single Pedestal Table 500 | Table top ø500mm | Silver RAL 9006 | 5031586 | 3 775 | 374 |
| | 615 - 1065 mm | | Black RAL 9005 | 5031556 | 3 775 | 374 |
| | Lever | | White RAL 9016 | 5031566 | 3 775 | 374 |
|  | Single Pedestal 440 | 440 x 440 mm | Silver RAL 9006 | 503158 | 2 725 | 270 |
| | 600 - 1050 mm | | Black RAL 9005 | 503155 | 2 725 | 270 |
| | Lever | | White RAL 9016 | 503156 | 2 725 | 270 |
|  | Single Pedestal 730 | 635 x 450 mm | Silver RAL 9006 | 503238 | 3 150 | 312 |
| | 600 - 1050 mm | | Black RAL 9005 | 503235 | 3 150 | 312 |
| | Lever | Table top max 900x600 mm | White RAL 9016 | 503236 | 3 150 | 312 |

Swedstyle

Terms and Conditions

Terms of order

The order confirmation must be reviewed by the customer and any adjustments must be announced within 2 days. Subsequent change or cancellation of pending orders may result in a charge depending on product and current status in the production flow.

Terms of sale and delivery

Delivery time 3-4 weeks on our standard range.

Payment terms

All prices are exclusive VAT. Credit checks may be made for delivery and prepayment. 30 days net, the goods remain in Swedstyle's ownership until full payment has been made. 2% interest on late payments is calculated from the first day after payment is due.

Transport damages

Any deviations and damage must be noted on the consignment note and be notified by the buyer within 7 days of the goods received.

Warranty terms

2-year warranty on manufacturing defects is calculated from the first month of delivery in normal use. If an error can be remedied by replaceable part of the product, the seller fulfills the warranty responsibility by sending the buyer a replacement part. The exchange takes place through the buyer's care. The exchange item is debited and the incorrect part must be returned to the seller immediately, unless otherwise agreed by the seller. The seller credits the buyer after approval. Deliveries are made in accordance with NL09.

